












































































Rank	Competitor	Age	Club	RT	PTS	Result
1	 Lucas Bell	16		0.49		56.49 16yrs NZR Entry: 59.13 -2.64
	50m: 27.86 100m: 56.49 (28.63)					
2	 TeRauroha Pa	15		0.59		57.30 Entry: 57.43 -0.13
	50m: 27.45 100m: 57.30 (29.85)					
3	 YiFan Zhang	15		0.69		58.72 Entry: 59.60 -0.88
	50m: 28.37 100m: 58.72 (30.35)					
4	 Donald Tian	15		0.60		58.85 Entry: 1:00.82 -1.97
	50m: 28.23 100m: 58.85 (30.62)					
5	 LuoJingxi Chen	16		0.54		59.00 Entry: 1:01.42 -2.42
	50m: 28.40 100m: 59.00 (30.60)					
6	 Sebastian Seg	16		0.64		59.12 Entry: 1:01.37 -2.25
	50m: 28.55 100m: 59.12 (30.57)					
7	 Ryan Hewertsc	16		0.52		1:00.33 Entry: 1:00.65 -0.32
	50m: 28.60 100m: 1:00.33 (31.73)					
8	 Jack McPhail	16		0.55		1:00.70 Entry: 1:02.30 -1.60
	50m: 28.66 100m: 1:00.70 (32.04)					
9	 Kase Glintmey	15		0.61		1:00.81 Entry: 1:01.30 -0.49
	50m: 29.19 100m: 1:00.81 (31.62)					
10	 Noah Lomas	14		0.57		1:00.87 Entry: 1:02.06 -1.19
	50m: 28.87 100m: 1:00.87 (32.00)					
11	 Alex Gibson	16		0.59		1:00.95 Entry: 1:01.55 -0.60
	50m: 28.87 100m: 1:00.95 (32.08)					
12	 Jayden Lee	15		0.62		1:01.47 Entry: 1:03.17 -1.70
	50m: 30.04 100m: 1:01.47 (31.43)					
13	 Paolo Grolli (V)	14		0.59		1:01.58 Entry: 1:02.75 -1.17
	50m: 29.61 100m: 1:01.58 (31.97)					

14	 Alexander McE	15		0.73	1:01.99 Entry: 1:02.30 -0.31
	50m: 29.96 100m: 1:01.99 (32.03)				
15	 Lukas De Wit	16		0.63	1:02.01 Entry: 1:02.59 -0.58
	50m: 29.73 100m: 1:02.01 (32.28)				
16	 Lachlan Collins	16		0.57	1:02.19 Entry: 1:02.04 +0.15
	50m: 29.69 100m: 1:02.19 (32.50)				
17	 Thaddeus (V) †	16		0.62	1:02.22 Entry: 1:02.37 -0.15
	50m: 29.95 100m: 1:02.22 (32.27)				
18	 Connor Mahon	14		0.68	1:02.67 Entry: 1:03.51 -0.84
	50m: 30.34 100m: 1:02.67 (32.33)				
19	 Charlie Madar-	15		0.56	1:03.40 Entry: 1:04.39 -0.99
	50m: 30.00 100m: 1:03.40 (33.40)				
20	 James Zhang	14		0.74	1:03.51 Entry: 1:04.29 -0.78
	50m: 31.38 100m: 1:03.51 (32.13)				
21	 Aliko Delaval (V)	14		0.63	1:03.65 Entry: 1:03.48 +0.17
	50m: 30.83 100m: 1:03.65 (32.82)				
22	 Timothy Chin	15		0.59	1:03.93 Entry: 1:03.60 +0.33
	50m: 30.79 100m: 1:03.93 (33.14)				
23	 Daniel Ecclestc	16		0.63	1:04.41 Entry: 1:02.00 +2.41
	50m: 30.14 100m: 1:04.41 (34.27)				
24	 Manson Meng	14		0.55	1:04.69 Entry: 1:07.77 -3.08
	50m: 30.45 100m: 1:04.69 (34.24)				
25	 Levi Dixon	14		0.71	1:04.86 Entry: 1:05.68 -0.82
	50m: 31.29 100m: 1:04.86 (33.57)				
26	 Ryan Tan	15		0.59	1:04.94 Entry: 1:04.14 +0.80
	50m: 30.53 100m: 1:04.94 (34.41)				
27	 Nathan Hu	13		0.62	1:05.01 Entry: 1:07.38 -2.37
	50m: 31.40 100m: 1:05.01 (33.61)				
28	 Daniel Brown	13		0.64	1:05.33 Entry: 1:07.12 -1.79
	50m: 32.27 100m: 1:05.33 (33.06)				
29	 William Gascoi	13		0.57	1:05.46 Entry: 1:05.80 -0.34

50m: 31.41 100m: 1:05.46 (34.05)

29	 Jimmy Ward	13		0.67	1:05.46 Entry: 1:06.93 -1.47
	50m: 31.72 100m: 1:05.46 (33.74)				
31	 Harry Lynn	15		0.61	1:05.73 Entry: 1:04.89 +0.84
	50m: 30.58 100m: 1:05.73 (35.15)				
32	 Fletcher Cumr	13		0.63	1:05.95 Entry: 1:08.16 -2.21
	50m: 32.22 100m: 1:05.95 (33.73)				
33	 Michael Yang	14		0.62	1:06.00 Entry: 1:07.40 -1.40
	50m: 31.53 100m: 1:06.00 (34.47)				
34	 Steve Zhang	14		0.64	1:07.01 Entry: 1:07.10 -0.09
	50m: 32.66 100m: 1:07.01 (34.35)				
35	 Andrea Tesini (13		0.56	1:07.12 Entry: 1:08.90 -1.78
	50m: 32.24 100m: 1:07.12 (34.88)				
36	 Phoenix Botes	14		0.80	1:07.37 Entry: 1:06.21 +1.16
	50m: 32.19 100m: 1:07.37 (35.18)				
37	 Ray Sun	13		0.61	1:07.91 Entry: 1:08.79 -0.88
	50m: 33.19 100m: 1:07.91 (34.72)				
38	 Xavier Francis-	13		0.76	1:08.48 Entry: 1:09.23 -0.75
	50m: 32.98 100m: 1:08.48 (35.50)				
39	 Rory McParlan	13		0.60	1:08.78 Entry: 1:08.85 -0.07
	50m: 32.91 100m: 1:08.78 (35.87)				
40	 Ethan Jiao	13		0.74	1:09.18 Entry: 1:08.53 +0.65
	50m: 33.39 100m: 1:09.18 (35.79)				